

WORRY FREE
by Lilly Miller®

Covers up to
1,000 sq. ft

Moss & Algae CONTROL

Works quickly—see results in hours
Use on lawns, roofs, decks,
driveways, walkways, fences
Spray up to 20 feet away!

ORGANIC

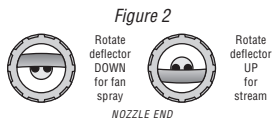
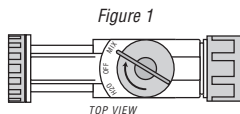
*This product meets the requirements of the National
Organic Program and is suitable for organic gardening.*

ACTIVE INGREDIENTS:
Sodium Lauryl Sulfate..... 15%
Citric Acid..... 6%
OTHER INGREDIENTS (Acetic Acid and Water)..... 79%

Keep out of reach of children
WARNING
See back panel for additional precautions

NET CONTENTS 1 QUART (946 ml)

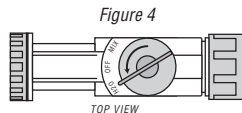
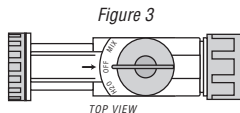
05801000-08/05



TO USE THIS SPRAYER:

Sprays up to 20 feet!

1. Shake container well.
2. Connect spray nozzle to garden hose.
3. Turn on the water from the faucet.
4. When you are ready to spray, turn the knob on top so that it points to the MIX position on the spray head. (Fig. 1)
5. The spray deflector on the front of the hose-end applicator can be rotated to give a stream or fan spray. (Fig. 2)



TO STOP SPRAYING:

1. When you are finished spraying or if you have to stop spraying at any time, turn the knob back to the OFF position. (Fig. 3)
2. Turn off the water from the faucet.
3. Turn the knob to H₂O then OFF, to drain the water from the hose. (Fig. 4)
4. Unscrew spray nozzle from hose.



WORRY FREE® MOSS & ALGAE CONTROL controls moss and algae with a formula containing citric and acetic acids, plus a surfactant.

LILLY MILLER BRANDS
PO BOX 2289
CLACKAMAS, OR 97015
www.lillymiller.com
05801000-08/05



WORRY FREE® MOSS & ALGAE CONTROL controls moss and algae just about anywhere they grow. Use this product to get rid of unwanted moss and algae throughout your yard, including lawns, roofs, driveways, walkways, fences, decks and other outdoor surfaces constructed of wood, asphalt, concrete, brick, tile, stone, and plastic resins. The convenient hose-end applicator will reach up to 20 feet away.

WORRY FREE® MOSS & ALGAE CONTROL is fast acting, begins working on contact, and is rain-proof one hour after application. Treated moss quickly turns a pale yellow color. Moss and algae will be killed most quickly in warm weather; apply product when daytime temperatures exceed 60 degrees.

USE PRECAUTIONS: Apply in the morning or evening when the air is still. Avoid applications at mid-day. Do not apply to lawns when daytime temperatures exceed 80 degrees F. Avoid application to reactive metals such as aluminum, tin, iron, or items such as metal fencing or lawn furniture in order to prevent staining, mottling, or otherwise interfering with finished metal surfaces. **Certain surfaces, such as wood, tile, and concrete, may be lightened by the treatment. Lawns may be temporarily lightened.** Test the spray in a small area first to determine its suitability for use (check for undesirable effects after 24 hours).

TO CONTROL MOSS AND ALGAE ON ROOFS, DRIVEWAYS, WALKWAYS, FENCES, DECKS, AND OTHER OUTDOOR STRUCTURES AND SURFACES CONSTRUCTED OF WOOD, ASPHALT, CONCRETE, BRICK, TILE, STONE, AND PLASTIC RESINS:

For best results, apply when moss and algae are actively growing and daytime temperatures exceed 60 degrees. When applying, spray this product to thoroughly wet the area to be treated and soak the unwanted moss and algae. The contents of this container

will cover up to 1,000 sq. ft. of outdoor structural surfaces, depending on the amount of moss and algae present. Treated surfaces may be slippery until they are dry, so take care when walking on these surfaces. Avoid overspraying onto desirable plants to avoid plant injury that may be caused by contact with the spray. Should overspray occur, rinse affected plants immediately after application to dilute the spray.

TO CONTROL MOSS AND ALGAE IN LAWNS: For best results, apply in fall or spring when moss and algae are actively growing and daytime temperatures exceed 60 degrees. The lawn should be thoroughly watered the day before treatment. Spot spray individual patches of moss and algae; repeat applications may be needed to control stubborn moss in lawns. The contents of this container will treat up to 1,000 sq. ft. of lawn, depending on the amount of moss and algae present. Do not apply to lawns when daytime temperatures exceed 80 degrees F. Treated lawns may be temporarily lightened and grass growth may be slowed.

To improve the appearance of your lawn, gently rake out the dead moss a few days after treatment. To fill in bare spots, reseed with a quality Lilly Miller® grass seed blend. In areas with naturally acidic soils, sweeten treated lawns by applying Lilly Miller® Super Sweet™ or Soil Sweet™ lime. To encourage strong turf development and discourage future moss growth, apply a Lilly Miller® Ultragreen®, Super Rich®, or Rapid Green™ lawn food as directed.

WARNING: Causes eye irritation. Wear eye protection and gloves when applying. Do not get in eyes, on skin, or on clothing. **If in eyes:** Hold eyelids open and flush with a steady, gentle stream of water for 15 minutes. Get medical attention if irritation occurs or persists. Wash thoroughly with soap and water after handling. Store out of reach of children. Keep from freezing. Dispose of empty or partially filled container in household trash.

GUARANTEE: If you are not happy with the performance of this product when used as directed, send your name, address, and proof of purchase to the address shown and we will refund your purchase price.

Worry Free is a registered trademark of Central Garden & Pet.

LILLY MILLER BRANDS
PO BOX 2289
CLACKAMAS, OR 97015
www.lillymiller.com
05801000-08/05

▲
PEEL BACK BOOK HERE AND RESEAL AFTER OPENING